

臺南市善化區茄拔國小學校課程發展委員會課程規畫及審查教材會議討論題綱

一、時間：113年5月15日（星期三）下午一時三十分

二、地點：視聽教室

三、主席：何麗玉

四、記錄：林芊吟

五、出席人員：如簽到單

六、主席報告：感謝各委員撥冗出席，為了符合市府要求113學年度課程計畫送審時間，因此邀集各位召開課發會，審查相關學校行事，以利校務推動。

七、業務單位報告：感謝各委員撥冗出席，本學期課程計畫依市府規定須於7/10前上傳，時程較為緊迫，因此今天特別邀集各委員召開課程發展委員會，審查相關資料，以利各學年老師編寫課程計畫。

八、討論提綱：

【案由一】112學年度課程評鑑實施情形檢討，請討論。

【說明】113學年度課程評鑑實施計畫已擬定完成，且於112學年度依計畫實施。112學年度就學校課程總體架構、領域學習課程、彈性學習課程等三個層面檢討歸納如下：

1. 學校課程總體架構：各領域及彈性節數之規劃能適合學生學習；內含課程、領域及彈性節數規劃皆依課綱規定設計；學校課程願景發展特色與所在文化有所連結。
2. 領域學習課程：各領域教學設計能根據學生經驗給予適切的規劃；同一學習階段內各教學單元有其順序性、繼續性及統整性；課程內容中核心素養、教學主題、教學重點、評量方式…等皆具相呼應之邏輯關聯。
3. 彈性學習課程：各彈性學習課程之主題內容與活動，重視學生體驗、練習、思考、探究…等有其意義化；各彈性學習課程之組成單元，彼此符合課程組織的順序性、繼續性、統整性且與學校課程願景及特色相呼應；該課程設計規劃過程具專業參與性，經由課程規劃小組共同討論。

【決議】照案通過

【案由二】113學年度學校總體課程計畫及學生學習節數分配，請討論。

【說明】C1-1：學校現況(班級數、學生數一覽表，各年級普通班、體育班、藝才班、各類特殊教育班分開)與背景分析(依師資現況、學生學習、家長需求、在地特色、社區發展等面向分析說明)。

C2-1：學校課程願景(學校願景、兒童圖像、課程地圖，含彈性學習課程架構及統整性探究課程主題規劃)。

C3-1：各年級總體課程每週學習節數一覽表，113學年度各年級(含

普通班、體育班、各類特殊類型教育班)總體課程(領域與彈性)節數分配。

【決議】照案通過

【案由三】113 學年度學校重大行事預定排定日期(含校慶、運動會、畢業典禮、定期評量、戶外教育)，請討論。

【說明】學校重大行事預定排定日期詳見行事曆

【決議】照案通過

【案由四】113 學年度全校一週作息表排定，請討論。

【說明】詳如作息表附件

【決議】照案通過

【案由五】113 學年度全校(含普通班、藝術才能班、體育班、各類特殊教育班)各年級校訂彈性學習課程課程內涵(含自編教材)的審查，請討論。

【說明】詳如學校願景附件

【決議】照案通過

【案由六】113 學年度各年級領域教科書選用版本一覽表，請討論。

【說明】詳如各年級教科書版本一覽表附件。

【決議】照案通過

【案由七】113 學年度各年級教師(含普通班、藝術才能班、體育班、各類特殊教育班)自編、自選的教材內容的審查，請討論。

【說明】詳如雲端硬碟

【決議】照案通過

【案由八】113 學年度部定與校訂跨領域協同課程規劃節數審查，請討論。

【說明】本校 113 學年度無部定與校訂跨領域協同課程規劃

【決議】照案通過

【案由九】113 學年度課程評鑑實施計畫，請討論。

【說明】含實施內容、方式及期程詳如相關附件

【決議】照案通過

【案由十】113 學年度校長及教師公開授課實施辦法，請討論。

【說明】詳如相關附件

【決議】照案通過

【案由十一】113 學年度學校各年級成績評量計畫(可含學校成績評量作業要點

【案由八】113 學年度部定與校訂跨領域協同課程規劃節數審查，請討論。

【說明】本校 113 學年度無部定與校訂跨領域協同課程規劃

【決議】照案通過

【案由九】113 學年度課程評鑑實施計畫，請討論。

【說明】含實施內容、方式及期程詳如相關附件

【決議】照案通過

【案由十】113 學年度校長及教師公開授課實施辦法，請討論。

【說明】詳如相關附件

【決議】照案通過

【案由十一】113 學年度學校各年級成績評量計畫(可含學校成績評量作業要點的訂定)，

請討論。

【說明】詳如學校各年級成績評量計畫附件

【決議】照案通過

九、臨時動議：無

十、散會：下午三時三十分

承辦人：(核章)

主任：(核章)

校長：(核章)

教師兼
教務組長 林芊吟

教師兼
教導主任 謝宜君

臺南市善化區
荔枝國民小學校長 何麗玉

◎會議請務必依上揭案由一一如實討論，會議記錄請說明並簡單摘要各案由討論

過程，檢附會議簽到表及核章，上揭討論案由較多如無法同次會議完成通過，

可分次召開。

**【附件一】臺南市公(私)立善化區茄拔國中(小)學課程發展委員會
112 學年度會議簽到單**

職稱	姓名	簽到
校長	何麗玉	何麗玉
教導主任	謝宜君	謝宜君
總務主任	薛志彬	薛志彬
學務組長	楊博仁	楊博仁
事務組長	康雅娟	康雅娟
教務組長	林芊吟	林芊吟
家長代表	張烱隆	(請假)
教師	陳曉貞	陳曉貞
教師	吳敏綺	吳敏綺
教師	陳美先	陳美先
教師	顏儀榛	顏儀榛
教師	莊凱仔	莊凱仔
教師	呂容睿	呂容睿
教師	李麗華	李麗華
教師	張鴻裕	張鴻裕
教師	蘇昭愷	蘇昭愷
教師	張文彥	張文彥

C7-1-2 課程發展委員會課程規畫及審查教材會議討論題綱

教師	杜敏華	杜敏華
教師	鄭亞昕	鄭亞昕
教師	莊坤展	莊坤展

1. 10. 18
 2. 10. 18
 3. 10. 18



一年級國際智慧茄

臺南市茄拔國民小學



授課對象：一年級

編者：鄭亞昕

2024/01



目次



目標字母：A-M

Unit	Topic	Project	Page
U1	Go to School	Letter Matching	
U2	Let's Share	Letter Sequence	
U3	Go to Farm	My Toy Box	
U4	Time to Go Home	Christmas Card	
	Review 2		


Unit 1

Go to School

導讀

外師導讀

動畫



Find
A a B b C c

答案

Hello

Hello. Hello.

Say hello.

Say hello.

Say hello.

Hello. Hello.

Say hello.

Hello.

Tune: Mary Had a Little Lamb



Pat

Name 姓名:

Number 座號:

Class 班級:

Letter Matching

A

B


C

D

E

F

apple



book



cat



dog



egg



fish



Unit 2

Let's Share

導讀

外師導讀




Find
D d E e F f
答案

▶ 歌謠 律動影片 網址

Good Job

It's your turn.
It's your turn.
Hello. Hello.
It's your turn.
Look at me.
Look at me.
Good job.
Thank you.

Tune: Rain, Rain, Go Away



a b c d e f g h i

j k l m n o p q r

s t u v w x y z

S T U V W X Y Z

J K L M N O P Q R

A B C D E F G H I


Unit 3

Go to the Farm

導讀

外師導讀

1-2



Find
G g H h I i

▶ 歌謠

律動影片

網址

Are You Raddy?

Are you reddy?

Yes or no?

Yes or no?


Yes or no?

Are you reddy?

Yes or no?

Yes! Let's go.






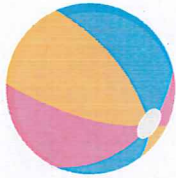


Tune: The Wheels on the Bus



My Toys

Name _____


Number _____



Unit 4

Time to Go Home

導讀 外師導讀 動畫



Unit 4
J J K K L L M M



▶ 歌謠 律動影片 Goodbye

Line up, please.

Line up, please.


Let's go. Let's go.

Goodbye, Daisy.

Goodbye, Andy.

Goodbye. Goodbye.

Tune: Are You Sleeping?






目次



補充教材：Play with ABCs 2
目標字母：N~Z


Unit	Topic	Project	Page
U1	Morality	Health Card Game	
U2	Plants	Spring Poster	
U3	Health	Headband DIY	
U4	Safety	The Playground Check	
	Review 1		
	Review 2		

Unit 1



Instructional Goal

- Good vs. Not Good
- Face : ear, eye, mouth, nose
- Sentence: It's Good for ... /
Try again.



Picture Book

The Lion's Share
by Martha Lightfoot



Song

HANDCLAP - Kid Dance

<https://www.youtube.com/watch?v=WPp95AWGna8>

IS IT A GOOD HABIT?

Color Yes and No Block.



YES NO



YES NO



YES NO



YES NO



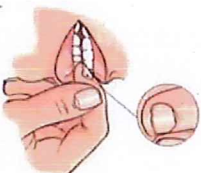
YES NO



YES NO



YES NO




YES NO




YES NO

Click on all the good touches




Unit 2



Instructional Goal

- Spring animals & flowers
- Action: plant, grow
- Sentence: Come here.



Picture Book

If You Plant a Seed
by Kadir Nelson







Song



Shake Shake Shake it
"Fruit Juice"

https://www.youtube.com/watch?v=gN3pn_alymA


Spring Pattern

Cut and paste tiles to finish each pattern, color them if you want.

			
--	--	--	---

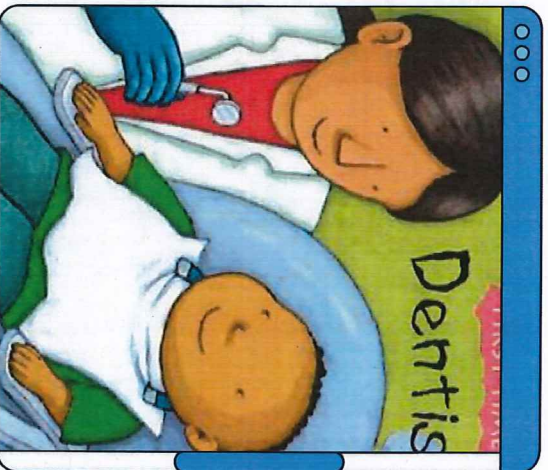


Unit 3



Instructional Goal


- Dentist, medicine
- Action: take medicine, see the doctor
- Sentence : Who's next? / Me!



Picture Book

Dentist

by Jess Stockham



Song

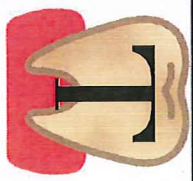

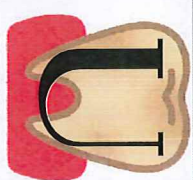



Brush Your Teeth









<https://www.youtube.com/watch?v=wooyZCJITWI>

Matching Letter


Name _____

Directions: Find and circle the matching letters in each box.

 <p>M b i J + K + h + E u</p>	 <p>Y r h c v v T s h v h</p>	 <p>E G u u G b E n h A K u</p>	 <p>P J u w J u B w x d L</p>
 <p>n M y J y M y h c m u</p>			


	→			
	→			

Unit 4



Instructional Goal

- Safe vs. Not Safe
- Action: chase, run, jump, catch
- Sentence: I'm sorry. / It's OK.



Picture Book

The Chase

by Roderick Hunt & Alex Brychta



Song

Daily Safety Song

<https://www.youtube.com/watch?v=kD4GXr-Mxc>

SAFE OR NOT

Write YES, if the object is safe to touch. Otherwise, write NO.



NO



NO



NO



YES



YES



NO



NO



YES



NO



YES



NO



YES



NO







~~**YES**~~



NO



~~**NO**~~





臺南市茄拔國民小學

2014/01

二年級國際智慧茄

授課對象：
二年級

編者：
鄭亞昕



目次

目標字母：
A-M



Unit	Topic	Project	Page
U1	Share N. O. P	Healthy Food	
U2	Try Everything Q. R. S	Colors	
U3	Animals T. U. V	Shapes	
U4	Food W. X. Y. Z	Christmas	
	Review 1		
	Review 2		

Healthy Food

Story

CD 1
7:27



Learn and Say

A

a

B

b

C

c

解答

Sing



動書

律動

文化小知識

網站連結

習

Dance

CD 1
24:38



Are You OK?

Are you OK? Are you OK?

Are you OK? Are you OK?

No, I'm not. I'm not OK.

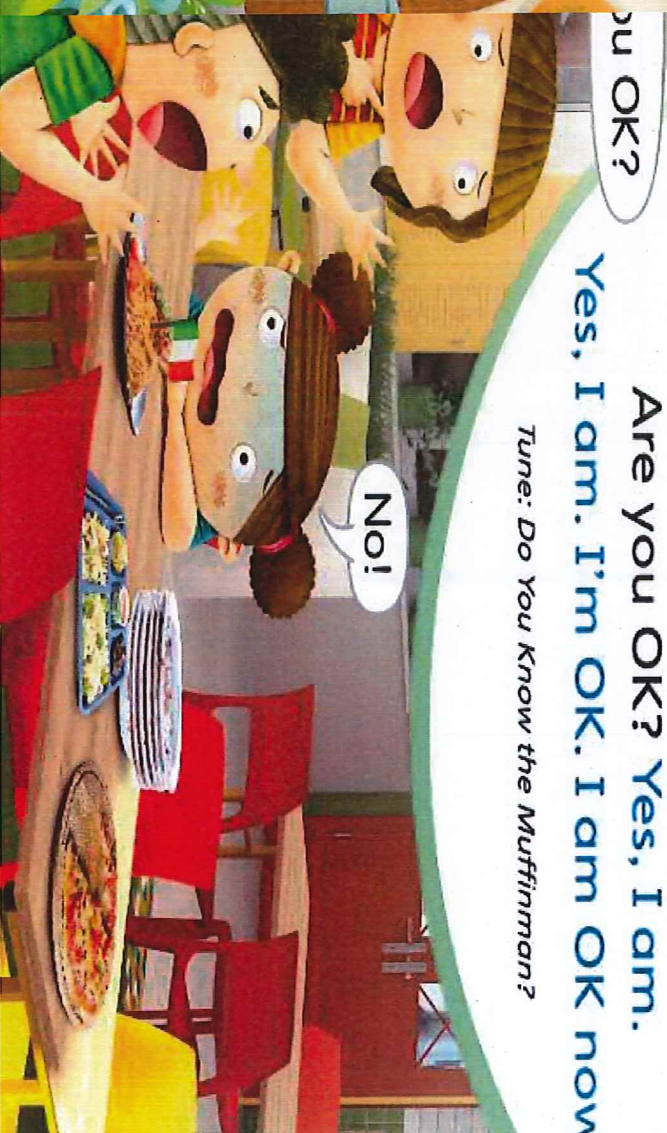
Can you help me, please?

Are you OK? Yes, I am.

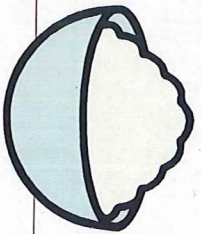
Are you OK? Yes, I am.

Yes, I am. I'm OK. I am OK now

Tune: Do You Know the Muffinman?



MY FAVORITE FOOD



Name : _____

Match



•



•




•


A

B

C

Draw My Favorite Food





Name: _____ Number: _____

Unit 1 Worksheet

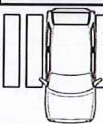
Match the picture and the words.



•

•

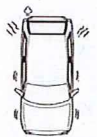
red



•

•

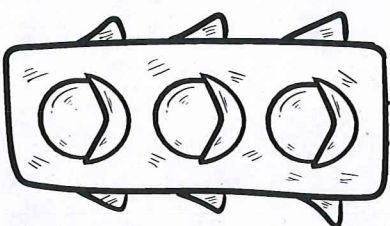
stop



•

•

yellow



•

•

go

•

•

green

•


•

slow down

Go to the Market

Story

Unit 2
2-6



and Say

G g H h I i J j

g



動畫

律動

文化小知識

網站連結

習作

ance


Unit 2
13-15









Here You Are

One, two, three, four, five, six, seven.
 Here you are. Here you are.
 Thank you. Thank you. Thank you.
 You are welcome.

Tune: The Wheels on the Bus



		
 <p>Triangle</p>	 <p>Square</p>	 <p>Circle</p>

Name 名字
 Number 座號
 Class 班級

請想想看，生活中有什麼東西是圓形Circle、正方形square或三角形triangle的呢？請畫出圖案、圖上顏色。

4th Winter Camping Story

CD 2
20-23



Circle and Say










s Sing



動畫

律動

文化小知識

解

and Dance

CD 2
30-32



Line Up, Please

Line up, please.


Line up, please.

Everybody, line up, please.

I am sorry.

I am sorry.

It's OK, my friend.

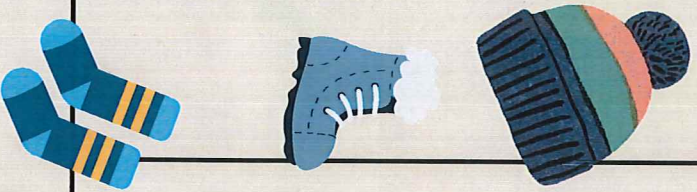


Line up, please.

Name:

Number:

Class:



What clothes do I wear in winter?

請想想看，並畫上自己冬天會穿來保暖的衣服。


目次

補充教材：
Play with ABCs 3
目標字母：
N ~ Z




Unit	Topic	Project	Page
U1	Number N . O . P	Make It 10	
U2	Bubbles Q . R . S	Make a Bubble Wand	
U3	Animals T . U . V	Animal Dice	
U4	Food W . X . Y . Z	My Plate & My Lunchbox	
	Review 1		
	Review 2		

Unit 1




Instructional Goal

- Number : 11-20
- Calculating : plus, minus
- Sentence : 1. How many ... ?
2. What's the time?
- N, n, O, o, P, p



Picture Book

What's the time, Mr. Wolf? by Annie Kubler



Song

Finger Plays : Number Song

<https://www.youtube.com/watch?v=C2-6HhBoS9t0>



How many?

()



There are



()



()




Unit 2




Instructional Goal

- Shape : square, circle, triangle
- Action : blow, cut, mix
- Sentence : Let's make / blow / cut / mix ...



Picture Book

I Used to Be Afraid by Laura Vaccaro



Song

Dance with Shapes

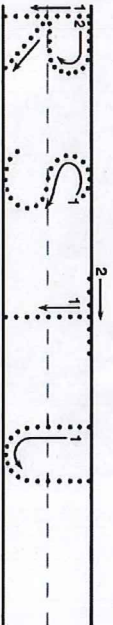
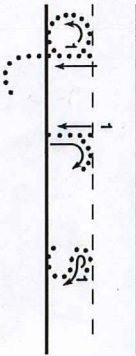
<https://www.youtube.com/watch?v=0B6ge0Iz1t60>

Name 姓名

Number 座號

Class 班級

Recorder the Alphabet
寫出正確的字母順序。




Read and Choose

小朋友，你能說出草地上有那些英文字母嗎？
請找到大小寫字母可以配對的花朵，並圈起來。



Unit 3



Instructional Goal

- Animal
- Action : fly, swim, stomp, jump, climb, run
- Sentence : I can ...



Picture Book

From Head to Toe by Eric Carle



Wiggle your arms.

Song

Body Bop Bop Dance

<https://www.youtube.com/watch?v=YGi3fJH1zg>

Animal Dice


Name 姓名
Number 座號




Climb




Run



Swim




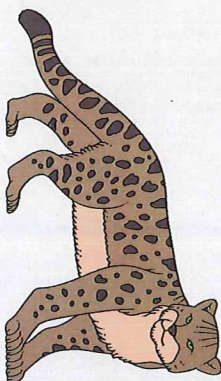



Stomp





Fly



JUMP




Unit 4



Instructional Goal

- Food
- Action: eat, give
- Sentence : May I ? / Sure!



Picture Book

A balanced diet for Moolba by WIZ Creative



Song

Fruit Juice

https://www.youtube.com/watch?v=gN3pn_cAymA



3

2

1

